

Corporate Office :
B-27, Infocity, Sector - 34
Gurgaon - 122001, Haryana, India

Tel : +91 124 6124 600
Fax : +91 124 6124 675
Web : www.nutek.in
E-mail : info@nutek.in

Registered Office :
A-213, Road No 4, Galj No 11,
Mahipalpur, New Delhi-110037

NU TEK INDIA LIMITED

Wednesday, July 08, 2015

To,

The Bombay Stock Exchange
Floor 25,
PJ Towers,
Dalal Street
Mumbai-400001

The National Stock Exchange of India Limited
Exchange Plaza
Bandra Kurla Complex
Mumbai-400051

Luxembourg Stock Exchange
Societe de la Bourse
Societe Anonyme
RC Luxembourg B 6222

SUB : Shareholding Pattern & Distribution Schedule for the Quarter Ended 30th June, 2015.


Dear Sir,

Please find attached herewith Shareholding Pattern & Distribution Schedule for the quarter ended 30th June, 2015.

Thanking You,

For NU TEK INDIA LIMITED


Sanjay Kumar Singh
General Counsel & Company Secretary



Name of the Company :NU TEK INDIA LIMITED

Scrip Code:533015	NU TEK INDIA LIMITED			,EQUITY	
Quarter Ended: JUN'2015					
Partly Paid-up Shares:	No.of Partly Paid-up Shares:	As a % of total No. of partly paid-up Shares	As a % of total No. of shares of the company		
Held by promoter/promoter group	0	0		0	
Held by Public	0	0		0	
TOTAL:	0	0		0	
Outstanding Convertible Securites:	No. of outstanding Securities	As a % of total No. of outstanding convertible securities	As a % of total No. of shares of the company, assuming full conversion of the convertible securities		
Held by promoter/promoter group	0	0		0	
Held by Public	0	0		0	
TOTAL:	0	0		0	
Warrants:	No. of Warrants	As a % of total No. of Warrants	As a % of total No. of shares of the company, assuming full conversion of warrants		
Held by promoter/promoter group	0	0		0	
Held by Public	0	0		0	
TOTAL:	0	0		0	
Total paid-up capital of the company, assuming full conversion of warrants and convertible securities					154518600



Category code	Category of Shareholder	Number of Shareholders	Total Number of shares	Number of shares held in dematerialised form	Total shareholding as a percentage of total number of shares		Shares pledged or otherwise encumbered	
					As a Percentage of (A+B)1	As a Percentage of (A+B+C)	Number of Shares	As a percentage
(I)	(II)	(III)	(IV)	(V)	(VI)	(VII)	(VII)	(IX)=(VIII)/(IV)* 100
(A)	Shareholding of Promoter and Promoter Group							
	1 Indian							
(a)	Individuals/Hindu Undivided Family	3	14694204	14694204	9.51	9.51	0	0
(b)	Central Government/State Government(s)	0	0	0	0	0	0	0
(c)	Bodies Corporate	0	0	0	0	0	0	0
(d)	Financial Institutions/Banks	0	0	0	0	0	0	0
(e)	Any Others(Specify)	0	0	0	0	0	0	0
(e-i)	Mutual Funds	0	0	0	0	0	0	0
(e-ii)	Trusts	0	0	0	0	0	0	0
	Sub Total (A)(1)	3	14694204	14694204	9.51	9.51	0	0
	2 Foreign							
(a)	Individuals (Non Resident Indians/Foreign Individuals)	0	0	0	0	0	0	0
(b)	Bodies Corporate	0	0	0	0	0	0	0
(c)	Institutions	0	0	0	0	0	0	0
(d)	Qualified Foreign Investor	0	0	0	0	0	0	0
(e)	Any Others(Specify)	0	0	0	0	0	0	0
(e-i)	Overseas Corporate Bodies	0	0	0	0	0	0	0
(e-ii)		0	0	0	0	0	0	0
	Sub Total (A)(2)	0	0	0	0	0	0	0
	Total Shareholding of Promoter and Promoter Group (A)=(A)(1)+(A)(2)	3	14694204	14694204	9.51	9.51	0	0
(B)	Public Shareholding							
	1 Institutions							
(a)	Mutual Funds/UTI	0	0	0	0	0	0	0
(b)	Financial Institutions/Banks	0	0	0	0	0	0	0
(c)	Central Government/State Government(s)	0	0	0	0	0	0	0
(d)	Venture Capital Funds	0	0	0	0	0	0	0
(e)	Insurance Companies	0	0	0	0	0	0	0
(f)	Foreign Institutional Investors	1	54578	54578	0.04	0.04	0	0
(g)	Foreign Venture Capital Investors	0	0	0	0	0	0	0
(h)	Qualified Foreign Investor	0	0	0	0	0	0	0
(i)	Any Others(Specify)	0	0	0	0	0	0	0
(i-i)	Foreign Companies	0	0	0	0	0	0	0
(i-ii)		0	0	0	0	0	0	0
	Sub Total (B)(1)	1	54578	54578	0.04	0.04	0	0
	B2 Non-Institutions							
(a)	Bodies Corporate	244	9264901	8408301	6	6	0	0
(b)	Individuals							
(I)	Individual shareholders holding nominal share capital upto Rs.1 lakh	22926	39732292	39710650	25.71	25.71	0	0
(II)	Individual shareholders holding nominal share capital in excess of Rs.1 lakh	096	77346276	77346276	50.00	50.00	0	0
(c)	Qualified Foreign Investor	0	0	0	0	0	0	0
(d)	Any Others(Specify)							
(d-i)	Non Resident Indians	194	10707595	10707595	6.93	6.93	0	0
(d-ii)	Overseas Corporate Bodies	0	0	0	0	0	0	0
(d-iii)	Trusts	0	0	0	0	0	0	0
(d-iv)	Employees	36	147092	119492	0.1	0.1	0	0
(d-v)	Clearing Members	71	2571662	2571662	1.66	1.66	0	0
(d-vi)	Foreign Nationals	0	0	0	0	0	0	0
(d-vii)	Foreign Portfolio Investor (Individuals)	0	0	0	0	0	0	0
(d-viii)	Foreign Portfolio Investor (Corporate)	0	0	0	0	0	0	0
	Sub Total (B)(2)	24367	139769818	138863976	90.46	90.46	0	0
	Total Public Shareholding (B)=(B)(1)+(B)(2)	24368	139824396	138918554	90.49	90.49	0	0
	Total (A)+(B)	24371	154518600	153612758	100	100	0	0
(C)	Shares held by Custodians and against Depository Receipts have been issued							
	1 Shareholding of Promoter and Promoter Group	0	0	0	0	0	0	0
	2 Public Shareholding	0	0	0	0	0	0	0
	Grand Total (A)+(B)+(C)	24371	154518600	153612758	100	100	0	0

NTI_Patt_20150630




[Handwritten signature]

(f)(b) Statement showing holding of securities (including shares, warrants, convertible securities) of persons belonging to the category "Promoter and Promoter Group"

Sr No	Name of the Shareholders	Details of Shares held		Encumbered shares(*)			Details of warrants		Details of convertible securities		Total shares (including underlying shares assuming full conversion of warrants and convertible securities) as a % of diluted share capital
		Number of Shares	As a % of grand Total (A)+(B)+(C)	Number	As a Percentage	As a % of grand total (A)+(B)+(C) of sub-clause (v).a.	Number of warrants held	As a % total number of warrants of the same class	Number of Convertible securities held	As a % total number of securities of the same class	
(i)	(ii)	(iii)	(iv)	(v)	(vi)= (v)/100	(vii)	(viii)	(ix)	(x)	(xi)	(xii)
1	HINDER SHARMA	14542860	9.41	0	0	0	0	0	0	0	9.41
2	SUMATI SHARMA	119384	0.08	0	0	0	0	0	0	0	0.08
3	PRATAP NARAIN SHARMA	31960	0.02	0	0	0	0	0	0	0	0.02
	Total:	14694204	9.51	0	0	0	0	0	0	0	9.51


(*) The term "encumbrance" has the same meaning as assigned to it in regulation 28(3) of the SAST Regulations, 2011.



[Handwritten signature]

(b) (c) (i) Statement showing holding of securities (including shares, warrants, convertible securities) of persons belonging to the category "Public" and holding more than 1% of the total number of shares

Sr No	Name of the Shareholders	Number of Shares held	Shares as a percentage of total number of shares (i.e., Grand Total (A)+(B)+(C) Indicated in Statement at para (I)(a) above)	Details of warrants		Details of convertible securities		Total shares (including underlying shares assuming full conversion of warrants and convertible securities) as a % of diluted share capital
				Number of warrants held	As a % total number of warrants of the same class	Number of Convertible securities held	As a % total number of securities of the same class	
1	KEZHUVANTHANATHU JOHN RAJAN	4651532	3.01	0	0	0	0	3.01
2	LALSANGLIANA CHHAKCHHUAK	3685645	2.39	0	0	0	0	2.39
3	SHAILESHBHAI GHANSHYAMBHAI SHAH	1739612	1.13	0	0	0	0	1.13
4	CHAINMULL JAIN.S	1718423	1.11	0	0	0	0	1.11
5	SUDHAKAR KRISHNA SAVANT	1678011	1.09	0	0	0	0	1.09
	Total:	13473223	8.73	0	0	0	0	8.73



[Handwritten signature]

(I) (C) (ii) Statement showing holding of securities (including shares, warrants, convertible securities) of persons (together with PAC) belonging to the category "Public" and holding more than 5% of the total number of shares of the company


Sr No	Name(s) of the Shareholder(s) and Persons Acting in Concert (PAC) with them	Number of Shares held	Shares as a percentage of total number of shares (i.e., Grand Total (A)+(B)+(C) indicated in Statement at para (I)(a) above)	Details of warrants		Details of convertible securities		Total shares (including underlying shares assuming full conversion of warrants and convertible securities) as a % of diluted share capital
				Number of warrants held	As a % total number of warrants of the same class	Number of Convertible securities held	As a % total number of securities of the same class	
		0	0	0	0	0	0	0
	Total:	0	0	0	0	0	0	0



[Handwritten signature]


(I)(d) Statement showing details of locked-in shares

Sr No	Name of the Shareholders	Number of Shares	Shares as a percentage of total number of shares(i.e., Grand Total (A)+(B)+(C) indicated in Statement at para (I)(a) above)	Promoter / Promoter Group / Public
Total:		0	0	



(II)(a) Statement showing details of Depository Receipts (DRs)


Sr No	Type of outstanding DR (ADRs, GDRs, SDRs, etc.)	Number of outstanding DRs	Number of Shares underlying outstanding DRs	Shares underlying outstanding DRs as a percentage of total number of shares(i.e., Grand Total (A)+(B)+(C) indicated in Statement at para (I)(a) above)
		0	0	0



A handwritten signature in black ink, appearing to be a stylized name.

(II)(b) Statement showing holding of Depository Receipts (DRs), where underlying shares held by 'promoter/promoter group' are in excess of 1% of the total number of shares

Sr No	Name of the DR Holder	Type of outstanding DR (ADRs, GDRs, SDRs, etc.)	Number of Shares underlying outstanding DRs	Shares underlying outstanding DRs as a percentage of total number of shares (i.e., Grand Total (A)+(B)+(C) indicated in Statement at para (I)(a) above)
	Total:		0	0



(III) (a) Statement showing the voting pattern of shareholders if more than one class of shares/securities is issued by the issuer.

Give description of voting rights for each class of security

Class X: Equity

Class Y: Not Applicable

Class Z: Not Applicable

Category code	Category of Shareholder	Number of Voting Rights held in each class of securities			Total Voting Rights (III+IV+V) (VI)	Total Voting Rights i.e. (VI)	
		Class X (III)	Class Y (IV)	Class Z (V)		As a percentage of (A+B) (VII)	As a percentage of (A+B+C) (VIII)
(A)	Shareholding of Promoter and Promoter Group						
	1 Indian						
(a)	Individuals/Hindu Undivided Family	14694204	0	0	14694204	9.51	9.51
(b)	Central Government/State Government(s)	0	0	0	0	0	0
(c)	Bodies Corporate	0	0	0	0	0	0
(d)	Financial Institutions/Banks	0	0	0	0	0	0
(e)	Any Others(Specify)	0	0	0	0	0	0
(e-i)	Mutual Funds	0	0	0	0	0	0
(e-ii)	Trusts	0	0	0	0	0	0
	Sub Total (A)(1)	14694204	0	0	14694204	9.51	9.51
	2 Foreign						
(a)	Individuals (Non Resident Indians/Foreign Individuals)	0	0	0	0	0	0
(b)	Bodies Corporate	0	0	0	0	0	0
(c)	Institutions	0	0	0	0	0	0
(d)	Qualified Foreign Investor	0	0	0	0	0	0
(e)	Any Others(Specify)	0	0	0	0	0	0
(e-i)	Overseas Corporate Bodies	0	0	0	0	0	0
(e-ii)		0	0	0	0	0	0
	Sub Total (A)(2)	0	0	0	0	0	0
	Total Shareholding of Promoter and Promoter Group (A)=(A)(1)+(A)(2)	14694204	0	0	14694204	9.51	9.51
(B)	Public Shareholding						
	1 Institutions						
(a)	Mutual Funds/UTI	0	0	0	0	0	0
(b)	Financial Institutions/Banks	0	0	0	0	0	0
(c)	Central Government/State Government(s)	0	0	0	0	0	0
(d)	Venture Capital Funds	0	0	0	0	0	0
(e)	Insurance Companies	0	0	0	0	0	0
(f)	Foreign Institutional Investors	54578	0	0	54578	0.04	0.04
(g)	Foreign Venture Capital Investors	0	0	0	0	0	0
(h)	Qualified Foreign Investor	0	0	0	0	0	0
(i)	Any Others(Specify)	0	0	0	0	0	0
(i-i)	Foreign Companies	0	0	0	0	0	0
(i-ii)		0	0	0	0	0	0
	Sub Total (B)(1)	54578	0	0	54578	0.04	0.04
B2	Non-Institutions						
(a)	Bodies Corporate	9264901	0	0	9264901	6	6
(b)	Individuals						
(i)	Individual shareholders holding nominal share capital upto Rs.1 lakh	39732292	0	0	39732292	25.71	25.71
(ii)	Individual shareholders holding nominal share capital in excess of Rs.1 lakh	77346276	0	0	77346276	50.06	50.06
(c)	Qualified Foreign Investor	0	0	0	0	0	0
(d)	Any Others(Specify)						
(d-i)	Non Resident Indians	10707595	0	0	10707595	6.93	6.93
(d-ii)	Overseas Corporate Bodies	0	0	0	0	0	0
(d-iii)	Trusts	0	0	0	0	0	0
(d-iv)	Employees	147092	0	0	147092	0.1	0.1
(d-v)	Clearing Members	2571662	0	0	2571662	1.66	1.66
(d-vi)	Foreign Nationals	0	0	0	0	0	0
(d-vii)	Foreign Portfolio Investor (Individuals)	0	0	0	0	0	0
(d-viii)	Foreign Portfolio Investor (Corporate)	0	0	0	0	0	0
	Sub Total (B)(2)	139769818	0	0	139769818	90.46	90.46
	Total Public Shareholding (B)=(B)(1)+(B)(2)	139824396	0	0	139824396	90.49	90.49
	Total (A)+(B)	154518600	0	0	154518600	100	100
(C)	Shares held by Custodians and against Depository Receipts have been issued						
	1 Shareholding of Promoter and Promoter Group	0	0	0	0	0	0
	2 Public Shareholding	0	0	0	0	0	0
	Grand Total (A)+(B)+(C)	154518600	0	0	154518600	100	100

