


Registered Office: A-213, Road No 4, Gali No 11, Mahipalpur, New Delhi -110037

NU TEK INDIA LIMITED


CIN : L74899DL1993PLC054313

PART - I STATEMENT OF STANDALONE UNAUDITED FINANCIAL RESULTS FOR THE QUARTER AND HALF YEAR ENDED SEPTEMBER 30, 2017
Prepared as per Indian Accounting Standards (IND-AS)


Particulars	3 Months Ended			6 Months Ended			Rs (in Lacs)	
	Quarter ended		30/09/2016	Half Year ended		30/09/2016		Year Ended March 31, 2017
	30/09/2017	30/06/2017		30/09/2017	30/09/2016			
	Unaudited	Unaudited	Unaudited	Unaudited	Unaudited	Unaudited	Audited	
1. Net Sales /Income from Operations								
(a) Within India	962.21	922.20	810.97	1,884.41	1,525.24	3,240.48		
(b) Outside India	234.10	189.23	38.64	423.33	69.51	682.44		
(c) Other Operating Income	-	-	-	-	-	-		
Total Income from Operations (Net)	1,196.31	1,111.43	849.61	2,307.74	1,594.75	3,922.92		
	-	-	-	-	-	-		
2. Expenditure								
(a) Material purchased & consumed	13.33	14.91	46.11	28.24		211.93		
(b) Changes in inventories of finished goods, work-in-progress and stock in trade	-	-	-	-	143.50	1,711.08		
(c) Employee Benefit expenses	645.00	445.95	404.88	1,090.95	788.94			
(d) Depreciation and amortisation expenses	15.08	12.29	15.71	27.37	30.52	64.01		
(e) Direct Expenses [Job Charges]	32.96	40.21	43.16	73.17	69.52	179.94		
(f) Other expenses (Any item exceeding 10% of the total expenses relating to continuing operations to be shown separately)*	1,785.12	488.54	258.42	2,273.66	562.71	1,621.25		
Total expenses	2,491.49	1,001.90	768.28	3,493.39	1,595.19	3,788.21		
3. Profit/(Loss) from operations before Other Income, Finance Costs and Exceptional items (1-2)	-1,295.18	109.53	81.33	-1,185.65	-0.44	134.71		
4. Other Income	1.88	1.38	13.77	3.26	21.83	66.87		



95



5. Profit/(Loss) from Ordinary activities before financial costs and Exceptional items (3+4)	-1,293.31	110.91	95.10	-1,182.40	21.39	201.58
6. Finance Costs	17.48	17.25	60.30	34.73	121.42	173.24
7. Profit/(Loss) from Ordinary activities after finance costs but before Exceptional items (5-6)	-1,310.79	93.66	34.80	-1,217.13	-100.03	28.34
8. Exceptional Items Net		-	-		-	-
9. Profit/(Loss) from Ordinary activities before tax (7-8)	-1,310.79	93.66	34.80	-1,217.13	-100.03	28.34
10. Tax Expense (Net of MAT credit entitlement)	-	-	1.40		1.40	-158.89
11. Net Profit/(Loss) from Ordinary activities after tax (9-10)	-1,310.79	93.66	33.40	-1,217.13	-101.43	187.23
12. Share of Profit/(loss) of associates						
-Ordinary	-	-	-	-	-	-
-Extraordinary	-	-	-	-	-	-
13. Minority Interest	-	-	-	-	-	-
14. Net Profit/ (Loss) after Taxes, Minority Interest & Share of Profit from Associates (11+12+13)						
15. Other Comprehensive income (after tax)	-508.79	-	-	-508.79	-	-
16. Total Comprehensive income	-508.79	-	-	-508.79	-	-
17. Paid-up equity share capital (Face Value of the Shares is Rs. 5 each/Previous Year Rs 5/-each)	7,725.93	7,725.93	7,725.93	7,725.93	7,725.93	7,725.93
18. Earnings Per Share (EPS)						
(a) Basic and diluted EPS before Extraordinary items for the period, for the year to date and for the previous year (not to be annualized)	-0.24	0.01	0.00	-0.22	-0.01	0.02
(b) Basic and diluted EPS after Extraordinary items for the period, for the year to date and for the previous year (not to be annualized)	-0.24	0.01	0.00	(0.22)	(0.01)	




PART -II Selected Information for the Quarter /Year ended 31st March 2017

(A) PARTICULARS OF SHAREHOLDING

1. Public shareholding

- Number of shares	13,98,24,396 (Face Value Rs 5/- each)	13,98,24,396 (Face Value Rs 5/- each)	13,98,24,396 (Face Value Rs 5/- each)	13,98,24,396 (Face Value Rs 5/- each)	13,98,24,396 (Face Value Rs 5/- each)
- Percentage of shareholding	90.49%	90.49%	90.49%	90.49%	90.49%
2. Promoters and Promoter Group Shareholding					
a) Pledged / Encumbered					
- Number of shares					
- Percentage of shares (as a % of the total shareholding of promoter and promoter group)					
- Percentage of shares (as a % of the total share capital of the company)	NIL	NIL	NIL	NIL	NIL
b) Non - encumbered					
- Number of shares	1,46,94,204 (Face Value Rs 5/- each)	1,46,94,204 (Face Value Rs 5/- each)	1,46,94,204 (Face Value Rs 5/- each)	1,46,94,204 (Face Value Rs 5/- each)	1,46,94,204 (Face Value Rs 5/- each)
- Percentage of shares (as a % of the total shareholding of the Promoter and Promoter group)	100%	100%	100%	100%	100%
- Percentage of shares (as a % of the total share capital of company)	9.51%	9.51%	9.51%	9.51%	9.51%

(B) Information on Investor's complaints for the 3 months ended March 31,2017	Pending at the beginning of Quarter	Received during the quarter	Disposed of during the quarter	Remaining unsolved at the end of quarter
	NIL	NIL	NIL	NIL



Segment Reporting

Particulars	3 Month Ended			6 Months Ended			Year Ended
	Quarter ended			Half Year ended			
	30/09/2017	30/06/2017	30/09/2016	30/09/2017	30/09/2016	March 31, 2017	
Unaudited	Unaudited	Unaudited	Unaudited	Unaudited	Audited	Audited	
Segment Revenue							
Revenue from projects							
Within India	955.47	907.70	801.04	1,873.17	1,500.70	3,183.94	
Outside India	234.10	189.23	38.64	423.33	69.51	682.44	
Revenue from Trading	-	14.49	9.92	14.49	24.54	56.55	
Total Revenue	1,199.57	1,111.42	849.60	2,310.99	1,594.75	3,922.93	
Segment profit before tax, depreciation and Interest							
From Projects	(1,788.90)	124.95	139.54	(1,663.95)	10.45	164.52	
From Trading	-	(3.13)	(38.77)	(3.13)	19.64	34.20	
Total	(1,788.90)	121.82	100.77	(1,667.09)	30.09	198.72	
Less:							
Interest Expense	17.48	17.25	60.30	34.73	121.42	173.24	
Other Unallocable Expenditure	15.08	12.29	15.71	27.37	30.52	64.01	
Add:							
Unallocable Income	1.88	1.38	13.77	3.26	21.83	66.87	
Profit Before Tax	(1,819.58)	93.66	38.53	(1,725.92)	(100.02)	28.35	



Notes on Segment Information

Principal Segments

The company's operations relate to Telecom Infrastructure services and Trading of Telecom Equipments and commodities. Accordingly, revenues represented along industries served constitute the primary basis of the segmental information set out above.

Segmental Capital Employed

Assets and Liabilities in the company's business are not identified to any of the reportable segments, as these are used interchangeably between segments. Management believes that it is currently not practicable to provide segment disclosures relating to total assets and liabilities since the meaningful segregation of




Notes to financial results

Standalone Statement of Assets and Equity & Liabilities As At 30 September 2017

(Rs. In Lakhs)


Particulars	As at Sep 30,2017 (Unaudited)	
ASSETS		
Non Current Assets		
(a) Property, Plant and Equipment		184.78
(b) Capital work in progress		
(c) Intangible Assets		73.78
(d) Financial Assets		
(i) Investments	35,724.95	35,724.95
(ii) Trade Receivables		
(ii) Other Non Current Financial Assets		
(e) Deffered Tax Assets (net)		287.07
(f) Long Term Loans & Advances		7,838.69
(g) Other Non Current Assets		
Current Assets		
(a) Inventories		
(b) Financial Assets		
(i) Trade Receivables	3,021.02	
(ii) Cash and Cash equivalents	0.01	
(iii) Other Bank Balances	88.88	3,109.91
(iv) Other Current Financial Assets		
(c) Short Term Loans & Advances		3,124.52
(d) Other Current Assets		1,900.08
Total Assets		52,243.78
EQUITY AND LIABILITIES		
Equity		
(a) Equity share Capital		7,725.93
(b) Other Equity		39,184.88
Total Equity		46,910.79
Liabilities		
Non Current Liabilities		
(a) Financial Liabilities		
(i) Borrowings	279.66	
(ii) Other Financial Liabilities		279.66
(b) Deffered Tax Liabilities (Net)		
(c) Long Term Provisions		116.19
(d) Other Non Current Liabilities		
Current Liabilities		
(a) Financial Liabilities		
(i) Borrowings	314.78	
(ii) Trade Payables	653.99	968.77
(iii) Other Current Liabilities		
(b) Provisions		1,638.15
(c) Other Current Liabilities		2,330.22
TOTAL EQUITY AND LIABILITIES		52,243.78




- a) The above unaudited consolidated financial results have been reviewed by the Audit Committee at its meeting held on 29th December, 2017 and approved by Board of Directors at its Meeting Held on 29th December, 2017 in terms of Regulation 33 SEBI (LODR) 2015
- b) Figures pertaining to the previous year have been regrouped/reclassified to confirm to the classification of the current / corresponding period as per the requirement of IND AS.
- c) The company has made the provision for doubtful advances amounting Rs. 10,62,44,820/- during the period covered under audit.
- d) The company had written off bad debts Rs. 2,78,00,000/- during the period.
- e) SEBI Wide its order no. SEBI/HO/ISD/OVIP/2017/15183 dated 7th August 2017 had directed NSE & BSE to take action against 331 companies including our company Nu tek India Ltd. Subsequently the company approached SAT and after hearing the company SEBI wide its interim order dated 9th October 2017 directed the stock exchanges to conduct forensic audit of the affairs of the company
- f) The Company has adopted Indian Accounting Standards (Ind AS) from April 1, 2017 and accordingly these financial results have been prepared in accordance with companies (Indian Accounting Standards) Rules, 2015 as prescribed under section 133 of the companies act, 2013 read with the relevant rules issued thereunder and the other accounting principles generally accepted in India.
- g) The preparation of the Statement in accordance with the recognition and measurement principles laid down in Indian accounting standard 34, Interim Financial reporting (Ind AS 34) prescribed under section 133 of the companies Act, 2013 read with Rule 3 of Companies (Indian Accounting Standards) Rules, 2015 read with SEBI Circular No. CIR/CFD/FAC/62/2016 dated July 5, 2015 is statement is the responsibility of the Company's Management and has been approved by the Board of Directors of the Company. Our responsibility is to express a conclusion on issue a report on these financial statements based on our review.
- h) We have not reviewed the accompanying standalone Ind AS financial result and other financial information for the comparative quarter and the half year ended September 30, 2016 which have been presented solely based on the information compiled and other financial information for the immediately preceding quarter ended June 30, 2016.
- i) The adoption of Ind AS has necessitated changes in the accounting, recognition and measurement criteria of various assets, liabilities and items of Income and expenditure. The reconciliation of financial results, for the quarter and half year ended Sept 30, 2017, as reported under previous GAAP with those restated as per Ind AS, is as under:

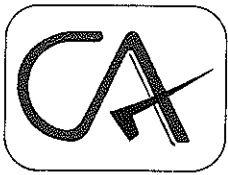
S. No.	Nature of Adjustments	Quarter ended September 2017	Half Year ended September 2017
1	Net profit as per previous Indian GAAP	(1,310.79)	(1,217.13)
2	Other Comprehensive Income-Exp	-508.79	-508.79
3	Total Income as Per Ind AS	(1,819.58)	(1,725.92)

For Suman Jeet Agarwal & Co. Chartered Accountants
FRN No. 011945N
Ankush Kumar
Partner
M.NO.531341
Date: December 29, 2017



For and on Behalf of the Board of Directors
Nu Tek India Limited
Indef Sharma
Chairman & Managing Director
Date: December 29, 2017
Place : New Delhi





Limited Review Report

**Review Report to
The Board of Directors
M/S. Nu Tek India Limited**

We have reviewed the accompanying statement of unaudited standalone financial results of **M/S. Nu Tek India Limited** ('the Company') for the quarter ended September 30, 2017 and year to the date from April 1, 2017 to September 30, 2017 ("the statement") attached herewith, being submitted by the company pursuant to the requirement of regulation 33 of the SEBI (Listing Obligation and Disclosure Requirements) Regulations, 2015, read with SEBI Circular No. CIR/CFD/FAC/62/2016 dated July 5, 2016.

We conducted our review in accordance with the Standard on Review Engagement (SRE) 2410, Review of Interim Financial Information Performed by the Independent Auditor of the Entity issued by the Institute of Chartered Accountants of India. This standard requires that we plan and perform the review to obtain moderate assurance as to whether the financial statements are free of material misstatement. A review is limited primarily to inquiries of company personnel and analytical procedures applied to financial data and thus provides less assurance than an audit. We have not performed an audit and accordingly, we do not express an audit opinion. However our qualification on the matter are as under:

We are not able to consolidate the financials statements of the Company with their Subsidiaries. As one of the Subsidiary (Nu Tek HK Pvt Ltd) which is 100% subsidiary of the company is facing winding up Proceedings by the by the order of Honorable High court of Hong Kong in winding up petition Case No 138/2017 on 19th day of July 2017 and provisional official liquidator has been appointed by the court . The Company was not able to provide the statement of affairs of Nutek HK Pvt Ltd. for the half year ended on 30th Sep 2017 duly signed and approved by the official Liquidator.

We submitted the unaudited financial result of Nu Tek HK Pvt Ltd a 100% Subsidiary of Nu Tek India Ltd. for the Year ending 31st March 2017, on reviewing the Audit report of Nu Tek HK Pvt Limited for that period , We observed the qualification of the Auditor of the subsidiary company as under :

"In the absence of sufficient documentary evidence, we are unable to ascertain the underlying value of the group investment in an associate of HK\$349,000,000 approximately and to assess the amounts of provisions, of any, which might have been required."

"Included in the consolidated statement of financial position is the amounts of trade receivables of HK\$94,000,000 approximately. We have not been provided with documentary evidence to substantiate the recoverability and to assess the provision, if any, which might have been required."

Based on our review conducted as above, nothing has come to our attention that causes us to believe that the accompanying statement of unaudited financial results prepared in accordance with the recognition and measurement principles laid down in the applicable Indian accounting standards ('Ind AS') specified under Section 133 of the Companies Act, 2013, read with the relevant rules issued thereunder and other recognized accounting practices and policies has not disclosed the information required to be disclosed in terms of Regulation 33 of the SEBI (Listing Obligations and Disclosure Requirements) Regulations, 2015, read with SEBI Circular No. CIR/CFD/FAC/62/2016 dated July 5, 2016 including the manner in which it is to be disclosed, or that it contains any material misstatement except report as under:

As per requirement of Ind AS-32, 107 and 109 regarding the valuation of Investment .We are not in the position to comment on the realizable value of equity investment Rs.336 crore made in subsidiary Nu Tek HK Pvt Ltd as the company is under liquidation and there is no sufficient information and documents provided to assess the realizable value of the investment,

For Suman Jeet Agarwal & Co.
Chartered Accountants

Ankush Kumar
(Partner)
Membership No. 531341
Place : New Delhi
Date: December 29, 2017

